



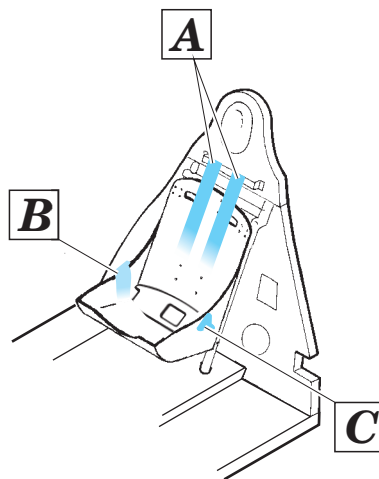
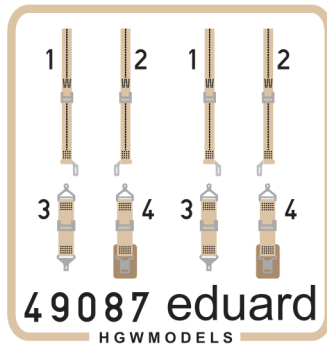
Seatbelts USN WWII beige SUPERFABRIC

eduard

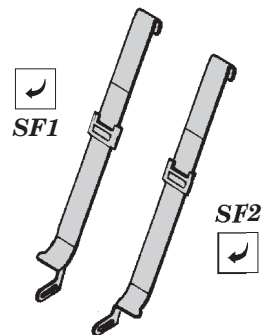
49 087

1/48 scale detail set • sada detailů pro model 1/48


SF - Super Fabric Seatbelts



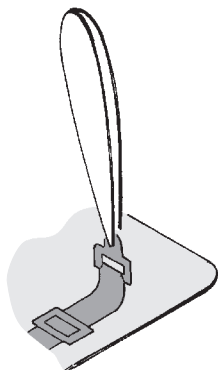
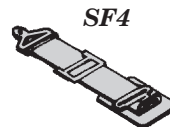
A



C



B



- 1. Remove SF part from the supporting paper using point tweezers.**
- 2. Put the SF part to its place.**
- 3. Fix the part using white glue.**

Note: Do not use CA glue !!!